

Electromagnetically Actuated Shotbolt Lock Units

1
Product group
GHUZ 007

Benefit from more than 100 years of experience. Use our unmatched end-to-end service: from off-the-shelf products to tailor-made designs - prototyped, tested and manufactured to your exact requirements.

Get free advice, a detailed quote or buy now

Email us at sales@magnetschultz.co.uk or call +44(0)1483 794700

Function

- Pull type (de-energized locked)
- Installed return spring
- Almost linear magnetic force vs. stroke characteristic

Construction

- Central fastening via thread
- Maintenance free bearings with high service life
- Robustly built stainless locking bolt
- Insulation materials of the excitation winding correspond to thermal class F
- Electrical connection via solder pin
- Protection class according to DIN VDE/DIN EN 60529 when properly installed: IP00

Application examples

- Interlocking devices in precision equipment and apparatus of all kinds

Options

- Customer-specific flange mounting
- Please contact us for application related solutions

Standards

- Design and testing according to DIN VDE 0580
- Production according to ISO 9001



Fig. 1: Type G HU Z 007 M20 A01

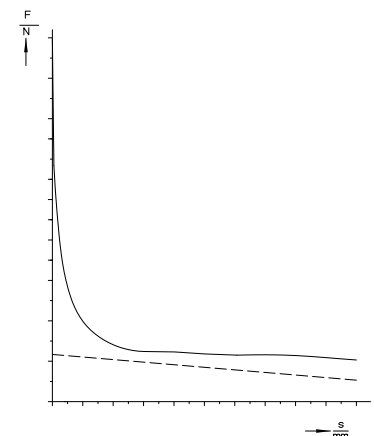


Fig. 2: Force vs. stroke characteristic

Technical data

G HU Z 007		
Operating mode		S1 (100 %)
Stroke s	(mm)	1,0
Rated work A_N	(Ncm)	0,01
Rated Power P_{20}	(W)	1,1
Reference temperature ϑ_{11}	(°C)	35
Magnetic force F_M	(N)	0,1
Armature weight m_A	(g)	0,72
Solenoid weight m_M	(g)	3,8
Maximal transverse load:		
Shotbolt in normal position	(N)	15
in motion	(N)	0
Service life under laboratory conditions ¹⁾		1 Mio. operations

1) Laboratory conditions for endurance test::

- Rated voltage 24V DC,
- Room temperature, dry environment,
- horizontal assembly
- Verriegelungsbolzen in Ruhestellung mit max. zulässiger Querbelastung beaufschlagt, in Bewegung belastungsfrei

Note regarding the table

The force values indicated in the tables refer to 90 % of the rated voltage, ($U_N = \text{---} 12 \text{ V}$, for other voltages deviations of magnetic force may occur) and in the normal operating temperature.

Due to natural dispersion the force values and the force values of the spring may deviate by $\pm 10 \%$ from the values indicated in the tables.

The normal operating temperature is based on:

- Mounting on badly conductive base
- Rated voltage $\text{---} 12 \text{ V}$
- Operating mode S1 (100%)
- Reference temperature 35° C

The stroke movement effected by the electromagnetic force can be pulling.

The reset in the stroke start position is effected by the built-in spring.

Rated voltage


Rated voltage $\text{---} 12 \text{ V}$, the winding may be adjusted to a lower voltage on request.

The devices correspond to protection class III. Electrical equipment of protection class III may be only connected to low voltage systems (PELV, SELV)(IEC 60364-4-41).

Information and remarks concerning European directives can be taken from the correspondent information sheet which is available under Produktinfo.Magnet-Schultz.com.

Note on the RoHS Directive

The devices presented in this document do not fall into the scope of RoHS Directive and to our knowledge they do not become part of products which fall into this scope. In case of surfaces zinc coating with yellow chromating and zinc iron with black chromating separate agreements are necessary for applications within the scope of RoHS.

Please make sure that the described devices are suitable for your application. Supplementary information concerning its proper installation can be taken also from the  -Technical Explanation, the effective DIN VDE0580 as well as the relevant specifications.

This part list is a document for technically qualified personnel.

The present publication is for informational purposes only and shall not be construed as mandatory illustration of the products unless otherwise confirmed expressively.

Dimension table

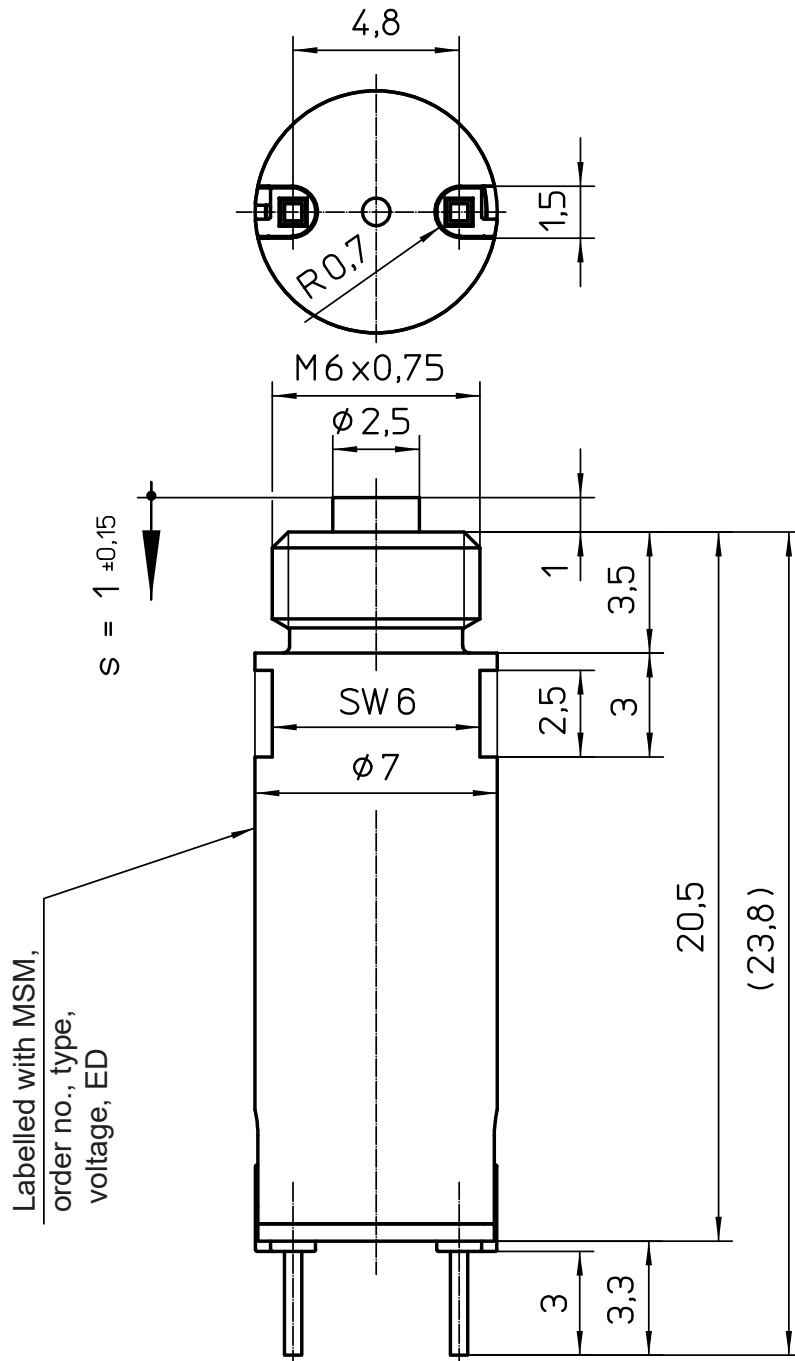



Fig. 3: Type G HU Z 007 M20 A01
pull-type (de-energized locked)


Type code

Designation	Working method
G HU Z 007 M20 A01	pull-type (de-energized locked)

Order example

Type	G HU Z 007 M20 A01
Voltage	 12 V DC
Operating mode	S1 (100 %)

Specials designs

Please do not hesitate to ask us for application-oriented problem solutions. In order to find rapidly a reliable solution we need complete details about your application conditions. The details should be specified as precisely as possible in accordance with the relevant  -Technical Explanations.

If necessary, please request the support of our corresponding technical office.

Need more information or advice?

Email one of our technical experts at sales@magnetschultz.co.uk or call +44(0)1483 794700 now